

Product: STORAGE UNITS SYSTEM

Workwall is a range of storage units for single or multiple workstations.

The 80 cm large and 45 cm depth base storage units are available with open front compartment, wing doors, drawer cabinets. Beside this item there are also a console module and a connector to link together the single desk or the bench with the storage unit.

All the base storage units can be combined with *E-Wall* hanging modules, that are fixed on the boiserie or directly on the wall.

**TECHNICAL FEATURES****Base storage units structure, doors and fronts:**

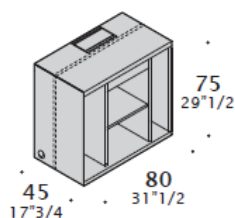
Base storage units structure, doors and fronts are made of wood particles in Sablè Lacquered or Veneer finish.

Storage units are combinable with P016 desk and benches. The Boiserie and its accessories are available in Sablè Lacquered or Veneer finish.

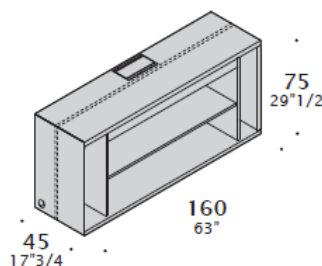
FINISHES**Structure, doors and fronts:**

Sablè Lacquered, available in different sample collection colours.

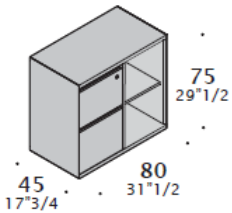
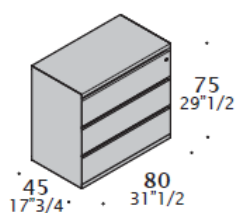
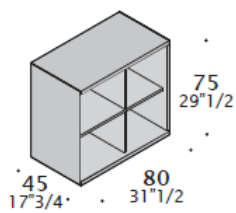
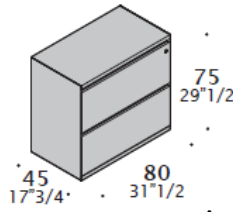
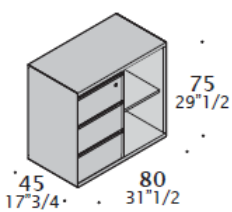
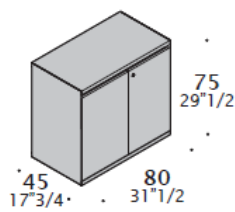
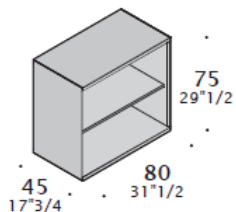
Veneer: Magnolia, Colour White Fir, Nuvola stained Oak, Natural Oak 2016, American Walnut, Eucalyptus, Wengè, Zebrano Brown, Ebano.

DIMENSIONS**Workwall - Modules for top - with top access.**

Module for single desk.



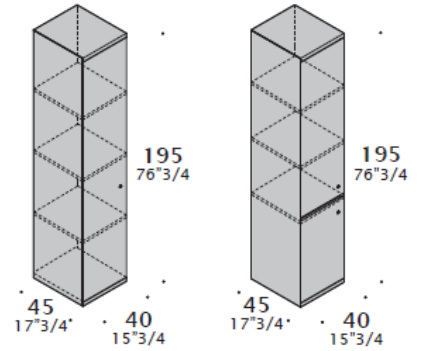
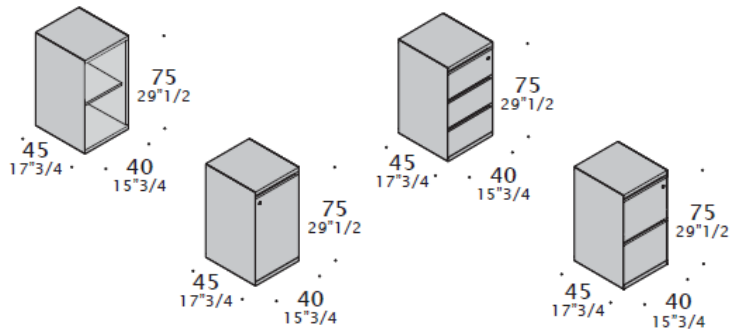
Module for 2 seats bench.

Workwall - W80 storage units.

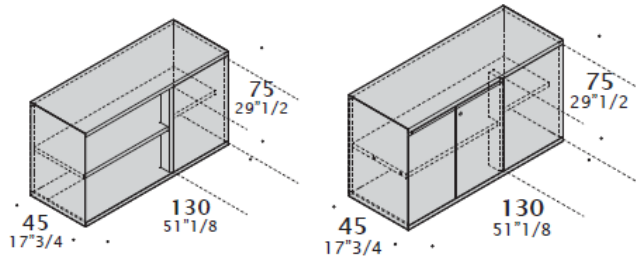
Available:

- With open front compartment.
- With hinged doors.
- With 3 drawers.
- Open compartment + 3 drawers.
- Open compartment + drawer compartment.
- With 2 drawer cabinets.

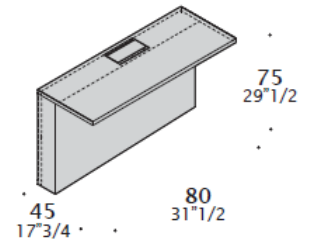
Workwall - W40 storage units.



Workwall - Corner storage unit connectors.

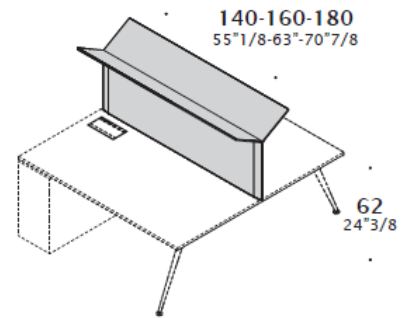
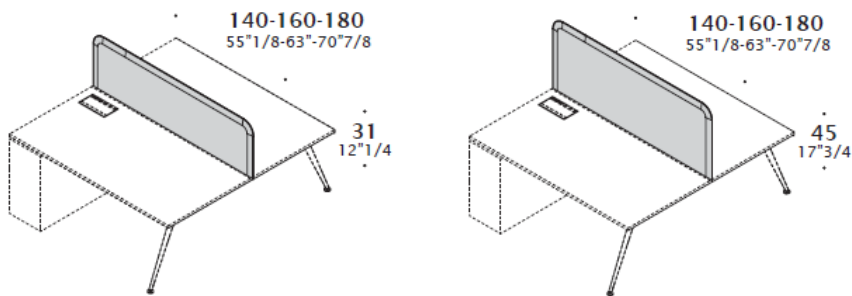


Workwall - Console Module.

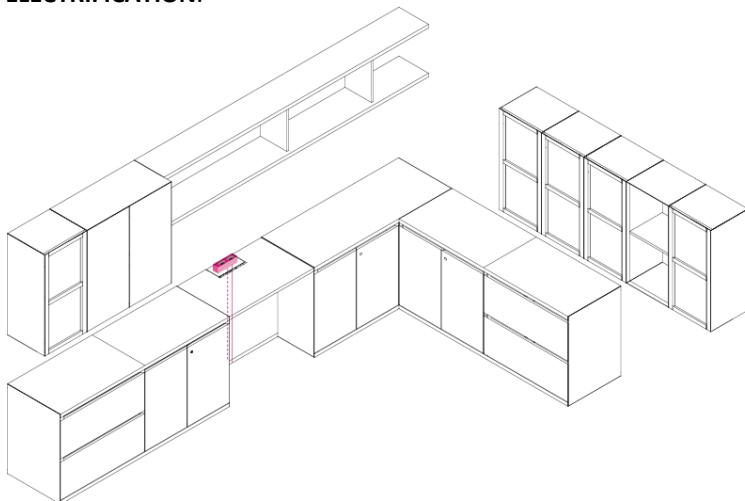


ACCESSORIES- Screen panels for bench

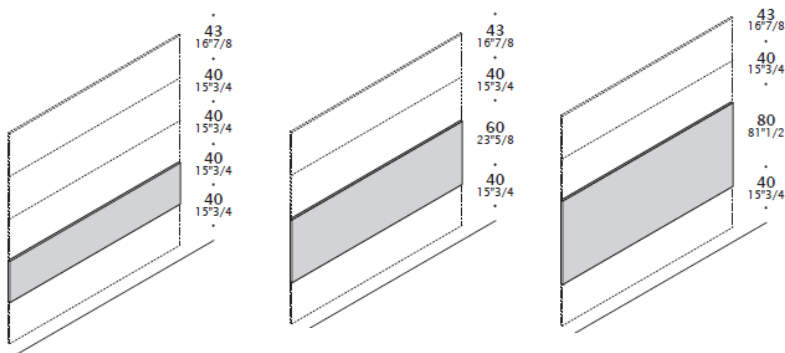
FINISH: Smart Office - Fabric cat. B, F, G, L.



ELECTRIFICATION.

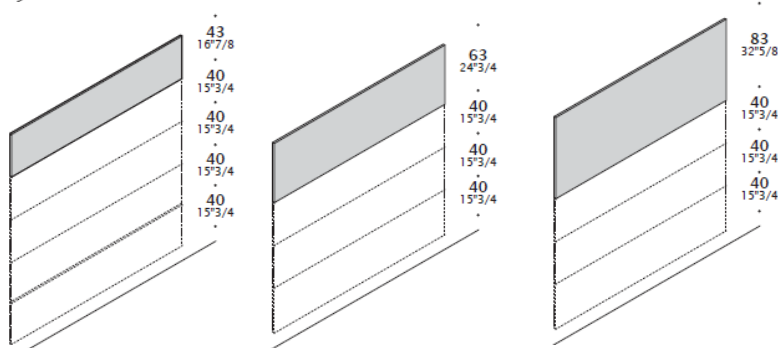


BOISERIE- E-WALL SYSTEM DIMENSIONS



H40 (15"3/4) - H60 (23"5/8) - H80 (31"1/2) base
or intermediate panels for wall covering.

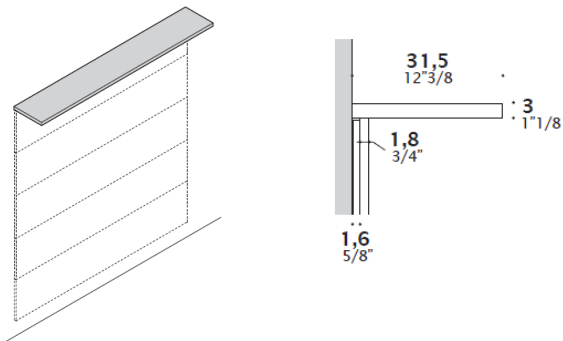
W 160 (63'') - 240 (94''1/2) - 320 (126'').



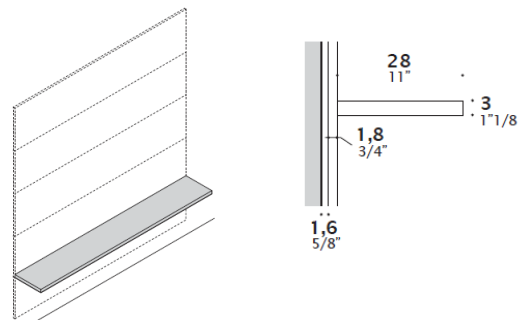
H43 (16"7/8) - H63 (24"3/4) - H83 (32"5/8)
upper panels for wall covering.

Tops for Boiserie.

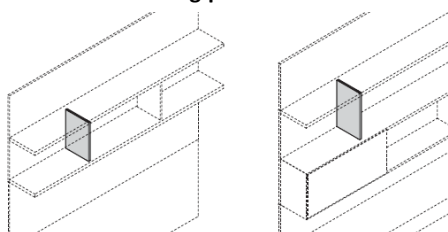
Upper closure top can be installed only on H40 (15"3/4) - H60 (23"5/8) - H80 (31"1/2) Boiserie upper panels. It is not possible with H43 16"7/8) - H63 (24"3/4) - H83 (32"5/8) panels.



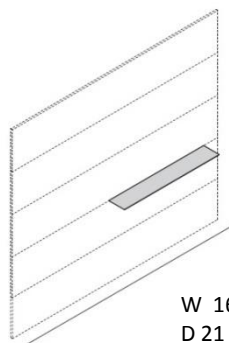
Shelves for Boiserie.



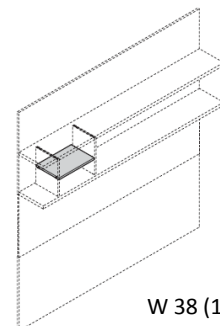
Shelves and dividing panels for Boiserie.



W 17 (6''3/4) - 37 (14''1/2)
D 25,5 (10'')
th. 18 mm (3/4)



W 160 (63")
D 21 (8"1/4)
th. 18 mm (3/4)



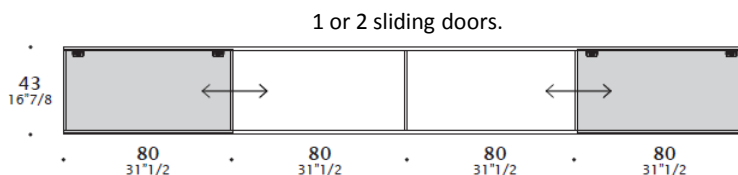
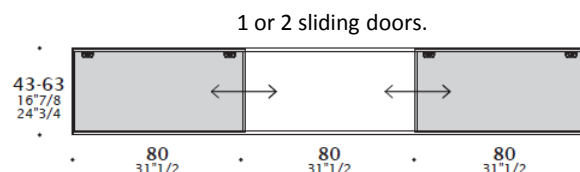
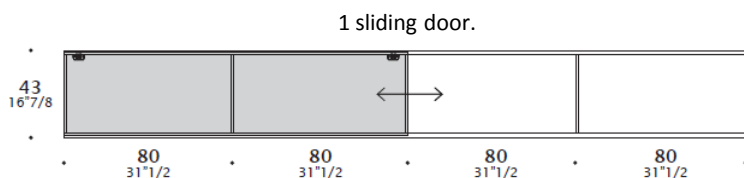
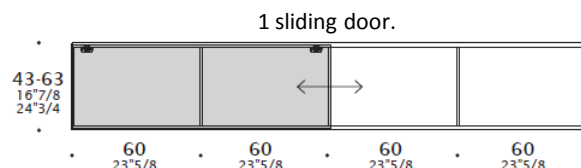
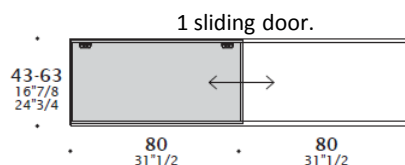
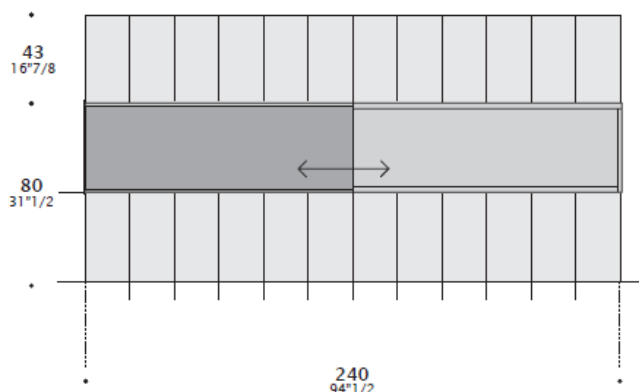
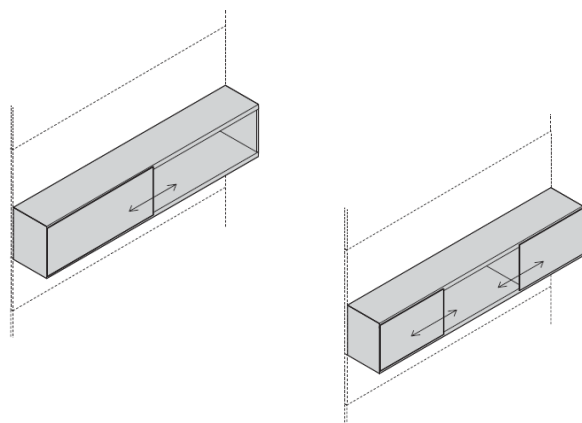
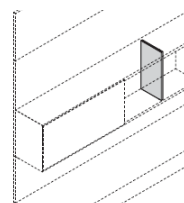
W 38 (15'')
D 25 (9''7/8)
th. 18 mm (3/4)

HANGING MODULES FOR BOISERIE - E-WALL SYSTEM**Hanging modules positioning for Boiserie.**

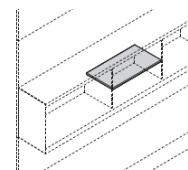
The hanging modules with sliding doors must be placed on the upper part of the wall covering at least every 20 cm (7⁷/₈) in height and width. They can be installed on panels H80 (31¹/₂"), H60 (23⁵/₈") or H40 (15³/₄") cm. Only H43 (16⁷/₈"), H63 (24³/₄"), H83 (32⁵/₈") superior panels are aligned with Boiserie; the top of the hanging modules, placed on base or intermediate panels, is 3 cm (1¹/₈") higher than the panel itself, in order to allow alignment.

Hanging modules with hinged doors.

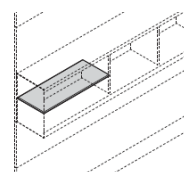
Hanging modules with sliding doors are quoted adding the price of the structure (available in Melamine, Sablè Lacquered or Veneer finish) to the price of the doors. Hanging modules can be installed with different combinations of doors following the drawings below. The maximum side for each door is equal to its width. Below are shown the combinations of hanging modules with sliding doors. Additional dividing panels can be placed at least every 20 cm (7⁷/₈").

**Doors composition examples.****Hanging modules accessories.**

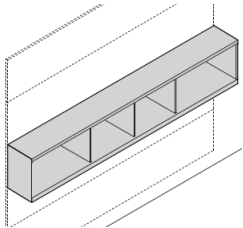
Additional dividing panel.



Additional shelf.

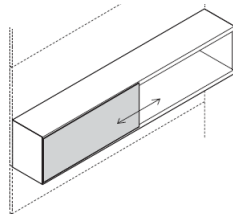


Additional shelf between side and dividing panels.

HANGING MODULES FOR BOISERIE - E-WALL SYSTEM**DIMENSIONS**

Hanging module.

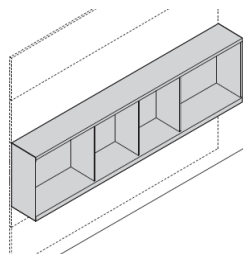
H43 (16''7/8) and D36 (14''1/8)
available with: L160 (63'') - 240
(94''1/2) - 320 (126'')



Door dimensions.

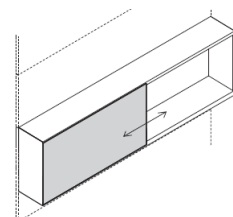
W80 (31''1/2) - 120 (47''1/4)
- 160 (63'')
H 40 (15''3/4)

The maximum slide for each door is equal to its width.



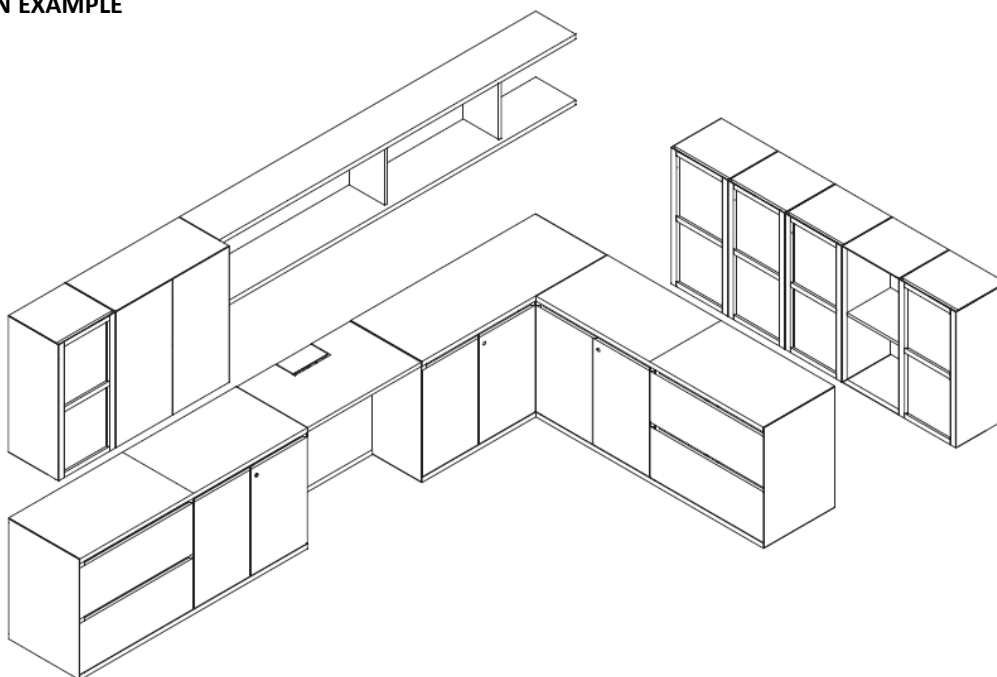
Hanging module.

H63 (24''3/4) and D36 (14''1/8)
available with: W160 (63'') - 240
(94''1/2)



Door dimensions.

W80 (31''1/2) - 120 (47''1/4)
H 60 (23''5/8)

COMPOSITION EXAMPLE**FINISHES****Hanging modules structure:**

Melamine: UE White, Silver, Titanio, Delavè, Comfort, White Snow, Magnolia, Oak 2017, Eucalyptus, White Colour Fir.

Sablè lacquered, available in different sample collection colours.

Veneer: Magnolia, Colour White Fir, Nuvola stained Oak, Natural Oak 2016, American Walnut, Eucalyptus, Wengè, Zebrano Brown, Ebano.

Doors:

Sablè lacquered, available in different sample collection colours.

Veneer: see finishes for hanging modules structure.

Ceramic: Calacatta Soft, Calacatta Glossy, Statuario Soft, Statuario Glossy, Walks 1.0 White, Walks 1.0 Gray, Le Roche Ecrù, Ardoise Ecrù, Ardoise Noir, Nero Marquinia, Le Roche Grey, Industrial Ivory, Industrial Plomb.

Back-lacquered etched glass: White, Silver, Titanio, Brown, Alfa Red.

Luxury Metal: Chromed, glossy Nickel Black, matt Bronzo, matt Brass, matt Antique Brass, Pewter Quarz, Brunished Cobalt.