

**ARTICLE: SOFA**

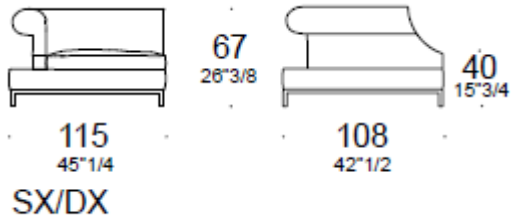
Deep and soft modular seating system that offers numerous size variations: terminal, linear and chaise lounge elements that allow for both traditional and innovative solutions

**TECHNICAL DESCRIPTION:**

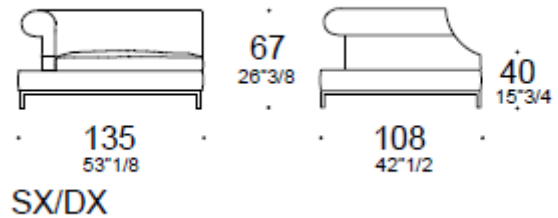
The load-bearing structure, on which the spring system (consisting of metal frames and elastic webbing) is made of multiple layers of wood and solid fir. The padding and back is made of expanded density-differentiated polyurethane. The seat cushions are in expanded polyurethane and are covered with high quality down feathers that have been sterilized, sanitized and treated to be hypoallergenic. The ornamental cushions are filled with down feathers. The feet are in chromed Aluminium and stainless steel. Upholstery is available in completely removable fabric or in non-removable leather.



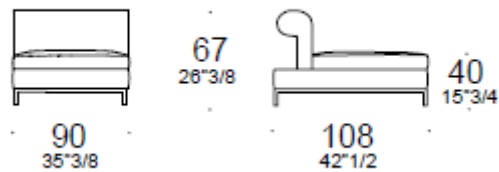
**DIMENSIONS**



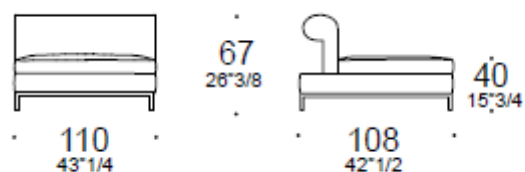
**Terminal element**



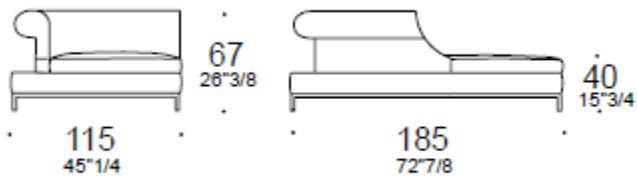
**Terminal element**



**Linear element**

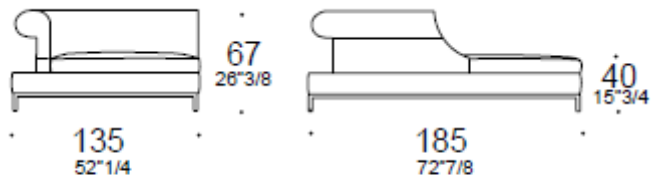


**Linear element**



SX/DX

Chaise Lounge



SX/DX

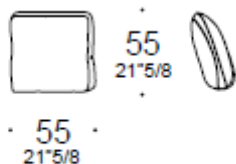
Chaise Lounge



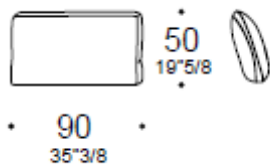
DX

SX

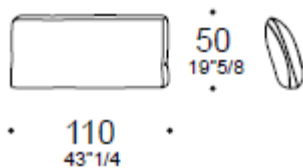
Chaise Lounge



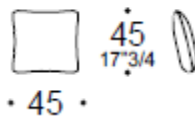
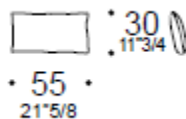
**55x55 BACK CUSHION**  
Required (as alternative to w90 and w100 cushions)



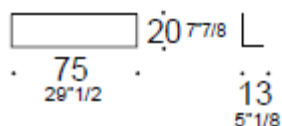
**50x90 BACK CUSHION**  
Required for modules with w90 seat



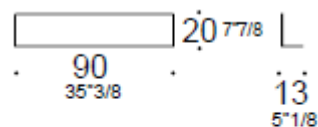
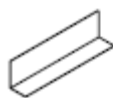
**50x110 BACK CUSHION**  
Required for modules with w110 seat



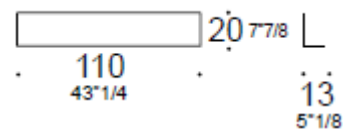
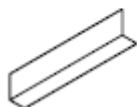
**Decorative cushions**



**Support top for armrest**  
(Terminal elements and chaise longue)



**Support top for back**  
(90 linear element and 115 terminal element)



**Support top for back (110 linear element,  
135 terminal element, dormeuse and chaise longue)**



**FINISHES**

Fabrics Cat. F,G,H,L,M, Ecoleather, Leather, Extra Leather, Super Leather

**ARTICLE: ARMCHAIR**

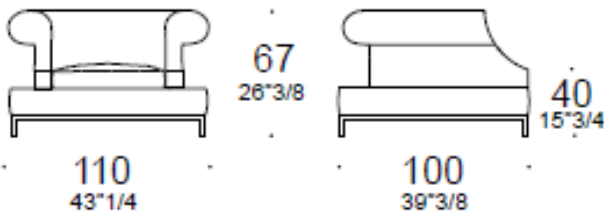
Deep and soft modular seating system that offers numerous size variations: terminal, linear and chaise lounge elements that allow for both traditional and innovative solutions

**TECHNICAL DESCRIPTION:**

The load-bearing structure, on which the spring system (consisting of metal frames and elastic webbing) is made of multiple layers of wood and solid fir. The padding and back is made of expanded density-differentiated polyurethane. The seat cushions are in expanded polyurethane and are covered with high quality down feathers that have been sterilized, sanitized and treated to be hypoallergenic. The ornamental cushions are filled with down feathers. The feet are in chromed Aluminium and stainless steel. Upholstery is available in completely removable fabric or in non-removable leather.



**DIMENSIONS:**



**FINISHES**

Fabrics Cat. F,G,H,L,M, Ecoleather, Leather, Extra Leather, Super Leather

**ARTICLE: POUF**

Deep and soft modular seating system that offers numerous size variations: terminal, linear and chaise lounge elements that allow for both traditional and innovative solutions

**TECHNICAL DESCRIPTION:**

The load-bearing structure, on which the spring system (consisting of metal frames and elastic webbing) is made of multiple layers of wood and solid fir. The padding and back is made of expanded density-differentiated polyurethane. The seat cushions are in expanded polyurethane and are covered with high quality down feathers that have been sterilized, sanitized and treated to be hypoallergenic. The ornamental cushions are filled with down feathers. The feet are in chromed Aluminium and stainless steel. Upholstery is available in completely removable fabric or in non-removable leather.



**FINISHES**

Fabrics Cat. F,G,H,L,M, Ecoleather, Leather, Extra Leather, Super Leather