

**Product: SOFA**

*Saint Barth* is designed to comfortably accommodate people by losing themselves in its lines (supported by thin legs). The modularity feature makes this sofa suitable for both residential projects, thanks to its strong personality, both for contract environments, thanks to its versatility. *Saint Barth* is available in different combinations: complete sofa, corner solutions, vis-à-vis with integrated coffee tables.

**TECHNICAL FEATURES**

**Structure:** seats internal structure is made in Fir solid wood and Poplar plywood, with elastic spring bands suspensions; seats are assembled with an iron frame and with the base. Backrests are in Fir solid and Poplar plywood too and are fixed to the structure by bayonet fittings.

**Padding:** seats and backrests padding is in expanded Polyurethane foam with different density. Backrests cushions are 65% made by high quality feather and 35% made by polymer fiber.

**Base:** base is in Carbon Glacè powder coated metal.

**FINISHES**

**Upholstery:**

Smart Office - Fabric cat. B, F, G, L, Leather and Extra Leather.

**Base:** feet in matt Carbon Glacè powder coated metal.

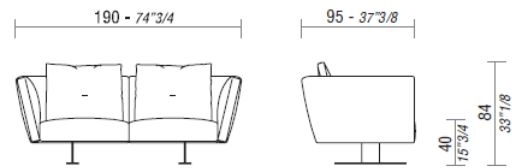
**MDF table tops:**

**Lacquered,** available in different sample collection colours.

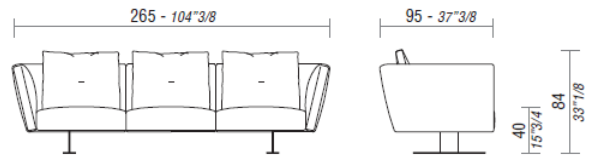
**Veneer:** Magnolia, Colour White Fir, Nuvola stained Oak, Natural Oak 2016, American Walnut, Eucalyptus, Wengè, Zebrano Brown, Ebano.



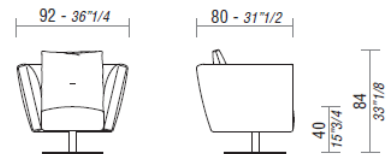
**DIMENSIONS**



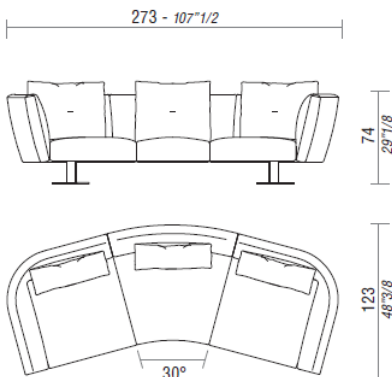
*SAINT BARTH, W190 sofa.*



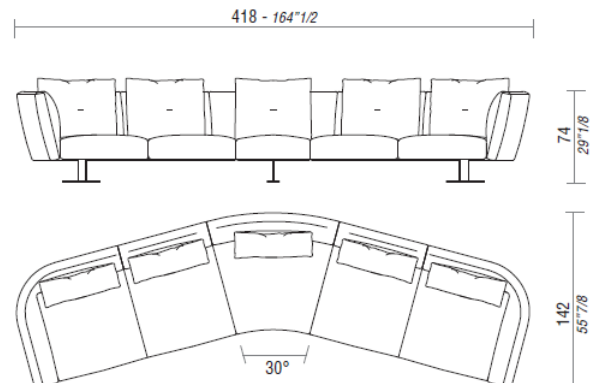
*SAINT BARTH, W265 sofa.*



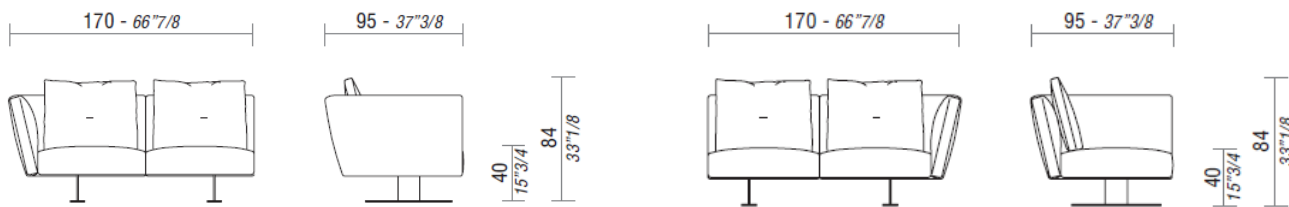
*SAINT BARTH, swivel armchair.*



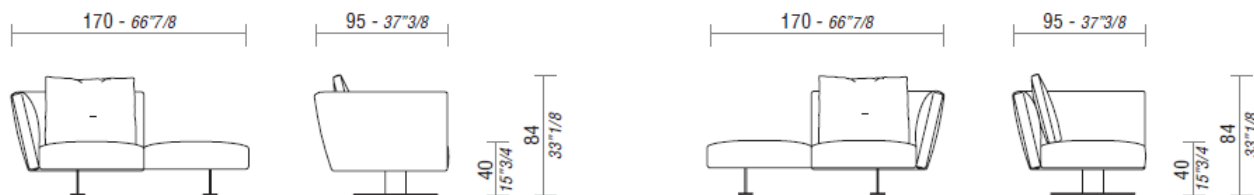
*SAINT BARTH, curved sofas*



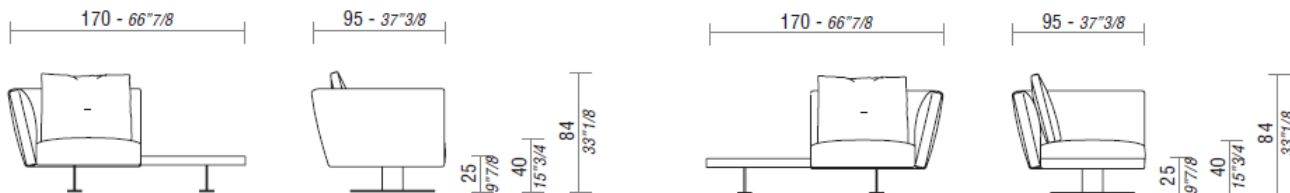
**ELEMENTS**



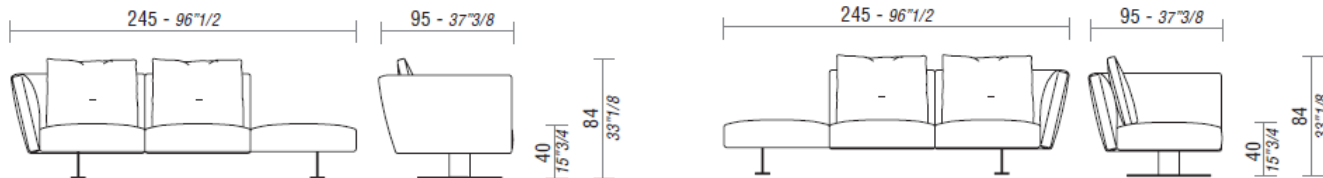
*SAINT BARTH, W170 LT and RT terminal elements.*



*SAINT BARTH, W170 LT and RT open terminal elements.*



*SAINT BARTH, W170 LT and RT open terminal elements with coffee table.*



*SAINT BARTH, W245 LT and RT open terminal elements.*



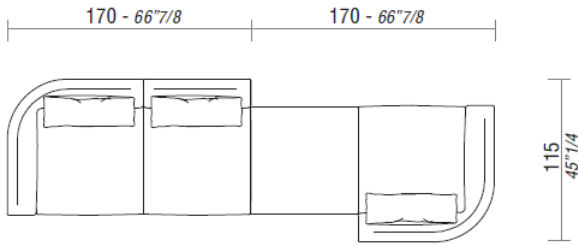
*SAINT BARTH, W245 LT and RT open terminal elements with coffee table.*

**ACCESSORIES**

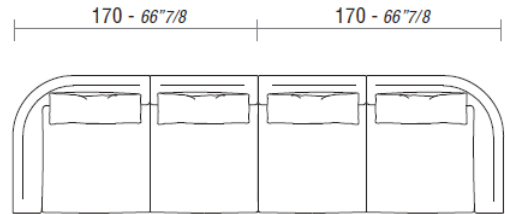
*SAINT BARTH, ornamental cushions.*



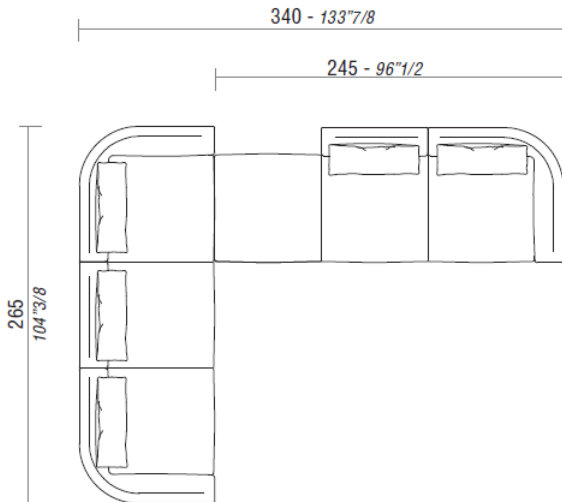
**COMPOSITION EXAMPLES**



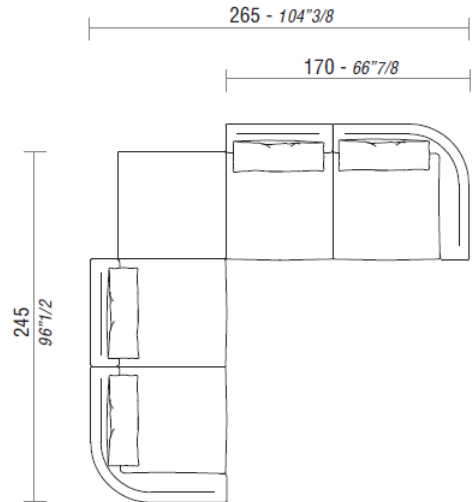
*COMPOSITION 1: 1 W170 LT terminal element + 1 W170 LT open terminal element with coffee table.*



*COMPOSITION 2: 1 W170 LT terminal element + 1 W170 RT open terminal element .*



*COMPOSITION 3: 1 W265 sofa + 1 W265 LT open terminal element.*



*COMPOSITION 4: 1 W245 LT terminal element with coffee table + 1 W170 RT terminal element.*